
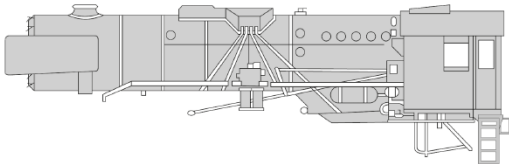
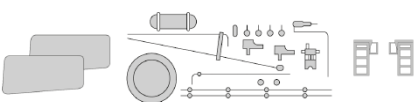

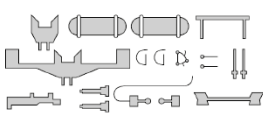
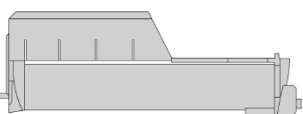
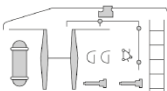
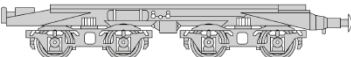



L131503




1

Schlepptenderlokomotive, Baureihe 42 („Kriegslokomotive“), Winter-Tarnanstrich
Tender locomotive, class 42 (“Kriegslokomotive”), Winter camouflage

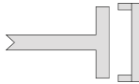

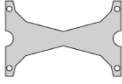
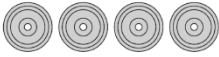








L131503	Bezeichnung	Description	Preis- gruppe *
L31503-110-1	Lok-Gehäuse komplett	 Loco body shell complete	16
L31503-139-1	Set Gehäuse- Aufsteckteile Lok	 Set loco body shell put up parts	09
L31503-140-1	Lok-Fahrgestell komplett	 Loco chassis complete	16
L31503-141-1	Set Fahrgestellteile Lok	 Set chassis put up parts loco	06
L31503-151-1	Tender-Gehäuse komplett	 Tender body shell complete	11
L31503-153-1	Set Tender- Aufsteckteile	 Set tender body shell put up parts	04
L31503-156-1	Tender-Fahrgestell komplett ohne Motor	 Tender chassis complete without motor	14
L31503-166-1	Vorlaufgestell Lok komplett	 Front bogie loco complete	07

L131503



2

Schlepptenderlokomotive, Baureihe 42 („Kriegslokomotive“), Winter-Tarnanstrich
Tender locomotive, class 42 (“Kriegslokomotive”), Winter camouflage

L131503	Bezeichnung	Description	Preis- gruppe *
L31500-170-1	Lichtleiter-Set komplett	 Light conductor set complete	05
L31503-801-1	Leiterplatten-Set komplett	 PCB set complete	06
L31500-901-1	Lok-Tender-Kupplung	 Coupling loco-tender	04
L31500-910-1	Antriebsradsatz komplett Tender	 Driving wheel set complete tender	11
L31503-913-1	Radsatz Lok komplett	 Wheel set loco complete	09
L31500-940-1	Schrauben-Set komplett	 Screw set complete	03
L31500-980-1	Motor komplett	 Motor complete	11
L31500-990-1	Getriebeteile komplett	 Gear unit complete	06
L938003	Brückenstecker 21-polig nach NEM 660	 Jumper plug 21-pin according to NEM 660	
L938975	DCC-Digital-Decoder 21-polig nach NEM 660	 DCC digital decoder 21pin according to NEM 660	
L939110	Kupplungs-Schacht	 Coupler box	
L939383	Haftreifen	 Traction tyres	