

Endwagen 1 / 614 081-8

Mittelwagen / 914 039-3











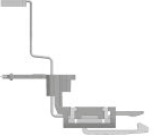
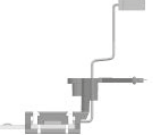
Endwagen 2 / 614 082-6


L133153 **L133158**

Dieseltriebwagen, Baureihe 614, 3-teilig, DB, Epoche V
DB class 614 three-car diesel multiple unit, era V

1



L133153 > L33153 <	L133158 > L33158 <	Bezeichnung	Description	Preis- gruppe *
L33153-315-1		Gehäuse Endwagen 1 komplett 	Body shell driver's coach 1 complete	13
L33153-315-2		Gehäuse Mittelwagen komplett 	Body shell intermed. coach complete	12
L33153-315-3		Gehäuse Endwagen 2 komplett 	Body shell driver's coach 2 complete	13
L33150-316-1		Aufsteckteile-Set Wagenkästen 	Put up parts set body shells	03
L33150-340-1	L33155-340-1	Fahrgestell Endwagen 1 komplett 	Chassis driver's coach 1 complete	16
L33150-340-2	L33155-340-2	Fahrgestell Mittelwagen komplett 	Chassis intermed. coach complete	14
L33150-340-3	L33155-340-3	Fahrgestell Endwagen 2 komplett 	Chassis driver's coach 2 complete	16
L33150-350-1	L33155-350-1	Motor-Drehgestell Endwagen 1 / 2 komplett 	Motor bogie driver's coach 1 / 2 complete	09
L33150-350-2	L33155-350-2	Drehgestell Mittelwagen komplett 	Bogie intermediate coach complete	05
L33150-350-3	L33155-350-3	Lauf-Drehgestell Endwagen 1 / 2 komplett 	Running bogie driver's coach 1 / 2 complete	06
L33150-360-1		Kupplungs-Einheit komplett Endwagen 1 / Mittelwagen 	Coupler unit complete driver's coach 1 / intermediate coach	07
L33150-360-3		Kupplungs-Einheit komplett Mittelwagen / Endwagen 2 	Coupler unit complete intermediate coach / driver's coach 2	07



Endwagen 1 / 614 081-8

Mittelwagen / 914 039-3

Endwagen 2 / 614 082-6

L133153 **L133158**

Dieseltriebwagen, Baureihe 614, 3-teilig, DB, Epoche V
DB class 614 three-car diesel multiple unit, era V

2



L133153 > L33153 <	L133158 > L33158 <	Bezeichnung	Description	Preis- gruppe *
L33150-380-1	L33155-380-1	Platine Endwagen 1 mit Schnittstelle	PCB driver's coach 1 with interface	08
L33150-380-2		Platine Mittelwagen	PCB intermed. coach	06
L33150-380-3		Platine Endwagen 2	PCB driver's coach 2	07
L33150-380-4		Brückenstecker 21-polig	Jumper plug 21-pin	04
L33150-381-1		Boden-Platinen-Set Endwagen 1	Bottom PCB set driver's coach 1	06
L33150-381-3		Boden-Platinen-Set Endwagen 2	Bottom PCB set driver's coach 2	05
L33150-382-1		Radkontakt-Set Motor-Drehgestell	Wheel contact set motor bogie	04
L33150-382-2	L33155-382-2	Radkontakt-Set Lauf-Drehgestell	Wheel contact set running bogie	05
L33150-392-1		Motor komplett	Motor complete	09
L33150-395-1		Zahnrad / Bolzen-Set	Gear / bolt set	04
L33150-399-1		Schrauben-Set	Screw set	03
L33150-910-1	L33155-910-1	Treibradsatz Endwagen 1 / 2	Driving wheel set driver's coach 1 / 2	05
L33150-910-2	L33155-910-2	Laufradsatz Endwagen 1 / 2, Mittelwagen	Running wheel set driver's coach 1 / 2, intermediate coach	04
	L938991	Mittelkontakt-Schleifer	Centre contact slider	
	L938998	Halter Typ 1	Holder type 1	
L939380		Haftreifen	Traction tyres	
L939600		Drehgestell-Haltebolzen	Bogie holder bolts	