



Endwagen 1 / 614 007-3

Mittelwagen / 914 012-0

Endwagen 2 / 614 008-1













L133169


L133179

Diesellokomotive, Baureihe 614 / 914, 3-teilig, DB
DB class 614 / 914 three-car diesel multiple unit

1



L133169	L133179	Bezeichnung	Description	Preisgruppe
L33169-315-1		Gehäuse Endwagen 1 komplett 	Body shell driver's coach 1 complete	13
L33169-315-2		Gehäuse Mittelwagen komplett 	Body shell intermed. coach complete	12
L33169-315-3		Gehäuse Endwagen 2 komplett 	Body shell driver's coach 2 complete	13
L33169-316-1		Aufsteckteile-Set Wagenkästen 	Put up parts set body shells	03
L33169-340-1	L33179-340-1	Fahrgestell Endwagen 1 komplett 	Chassis driver's coach 1 complete	16
L33169-340-2	L33179-340-2	Fahrgestell Mittelwagen komplett 	Chassis intermed. coach complete	14
L33169-340-3	L33179-340-3	Fahrgestell Endwagen 2 komplett 	Chassis driver's coach 2 complete	16
L33150-350-1	L33155-350-1	Motor-Drehgestell Endwagen 1/2 komplett 	Motor bogie driver's coach 1/2 complete	09
L33150-350-2	L33155-350-2	Drehgestell Mittelwagen komplett 	Bogie intermediate coach complete	05
L33150-350-3	L33155-350-3	Lauf-Drehgestell Endwagen 1/2 komplett 	Running bogie driver's coach 1/2 complete	06
L33150-360-1		Kupplungs-Einheit komplett Endwagen 1/Mittelwagen 	Coupler unit complete driver's coach 1 / intermediate coach	07
L33150-360-3		Kupplungs-Einheit komplett Mittelwagen/Endwagen 2 	Coupler unit complete intermediate coach / driver's coach 2	07



Endwagen 1 / 614 007-3

Mittelwagen / 914 012-0

Endwagen 2 / 614 008-1


















L133169

L133179

Dieseltriebzug, Baureihe 614 / 914, 3-teilig, DB
DB class 614 / 914 three-car diesel multiple unit

2



L133169	L133179	Bezeichnung	Description	Preisgruppe
L33150-380-1	L33155-380-1	Platine Endwagen 1 mit Schnittstelle	 PCB driver's coach 1 with interface	08
L33150-380-2		Platine Mittelwagen	 PCB intermed. coach	06
L33150-380-3		Platine Endwagen 2	 PCB driver's coach 2	07
L33150-380-4		Brückenstecker 21-polig	 Jumper plug 21 pin	04
L33150-381-1		Boden-Platinen-Set Endwagen 1	 Bottom PCB set driver's coach 1	06
L33150-381-3		Boden-Platinen-Set Endwagen 2	 Bottom PCB set driver's coach 2	05
L33150-382-1		Radkontakt-Set Motor-Drehgestell	 Wheel contact set motor bogie	04
L33150-382-2	L33155-382-2	Radkontakt-Set Lauf-Drehgestell	 Wheel contact set running bogie	05
L33150-392-1		Motor komplett	 Motor complete	09
L33150-395-1		Zahnrad/Bolzen-Set	 Gear/bolt set	04
L33150-399-1		Schrauben-Set	 Screw set	03
L33150-910-1	L33155-910-1	Treibradsatz Endwagen 1/2	 Driving wheel set driver's coach 1/2	05
L33150-910-2	L33155-910-2	Laufradsatz Endwagen 1/2, Mittelwagen	 Running wheel set driver's coach 1/2, intermediate coach	04
	L938991	Mittelkontakt-Schleifer	 Centre contact slider	
	L938998	Halter Typ 1	 Holder type 1	
L939380		Haftreifen	 Traction tyres	
L939600		Drehgestell-Haltebolzen	 Bogie holder bolts	