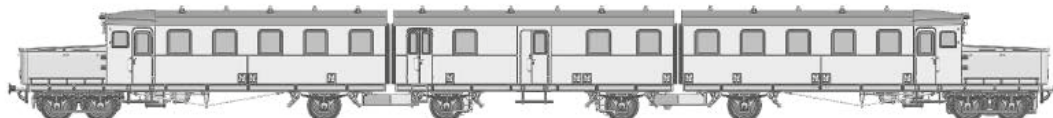





















L133510
Gleichstrom DC

L133515
Wechselstrom AC

1


























Akku-Triebwagen AT 535 / 535a / 536, 3-teilig, K.P.E.V., Epoche I
Battery powered railcar AT 535 / 535a / 536, 3 units, K.P.E.V., Epoch I

| L133510 > L33510 < | L133515 > L33515 < | Bezeichnung | Description | Preis- gruppe |
|-----------------------|-----------------------|--|--|------------------|
| L33510-313-1 | L33510-313-1 | Set Dachaufsteckteile |  Set put up parts roof | 02 |
| L33510-315-1 | L33510-315-1 | Wagenkasten A komplett |  Body shell A complete | 15 |
| L33510-315-2 | L33510-315-2 | Wagenkasten B komplett |  Body shell B complete | 15 |
| L33510-315-3 | L33510-315-3 | Wagenkasten C komplett |  Body shell C complete | 14 |
| L33510-316-1 | L33510-316-1 | Set Aufsteckteile Wagenkasten A + B |  Set put up parts body shell A + B | 05 |
| L33510-316-2 | L33510-316-2 | Set Aufsteckteile Wagenkasten C |  Set put up parts body shell C | 04 |
| L33510-320-1 | L33510-320-1 | Inneneinrichtung A |  Interior A | 04 |
| L33510-320-2 | L33510-320-2 | Inneneinrichtung B |  Interior B | 04 |
| L33510-320-3 | L33510-320-3 | Inneneinrichtung C |  Interior C | 04 |
| L33510-340-1 | L33515-340-1 | Fahrgestell A komplett |  Chassis A complete | 14 |
| L33510-340-2 | L33515-340-2 | Fahrgestell B komplett |  Chassis B complete | 14 |
| L33510-340-3 | L33515-340-3 | Fahrgestell C komplett |  Chassis C complete | 13 |
| L33510-350-1 | L33515-350-1 | Motor-Drehgestell |  Motor bogie | 12 |
| L33510-350-2 | L33515-350-2 | Laufdrehgestell |  Running bogie | 09 |
| L33512-354-1 | L33512-354-1 | Achsenhalter A + B |  Axle holder A + B | 06 |
| L33512-354-2 | L33512-354-2 | Achsenhalter C |  Axle holder C | 07 |
| L33512-360-1 | L33512-360-1 | Kupplung 1 komplett |  Coupling head 1 complete | 09 |
| L33512-360-2 | L33512-360-2 | Kupplung 2 komplett |  Coupling head 2 complete | 09 |
| L33512-360-9 | L33512-360-9 | Kupplungsabdeckung |  Coupling cover | 02 |

L133510 Gleichstrom DC

L133515 Wechselstrom AC

| L133510 > L33510 < | L133515 > L33515 < | Bezeichnung | Description | Preis- gruppe |
|-----------------------|-----------------------|--|--|------------------|
| L33512-380-1 | L33512-380-1 | Leiterplatte 1 Einheit A Motor |  PCB 1 unit A motor | 12 |
| L33512-380-3 | L33512-380-3 | Leiterplatte 3 Einheit A oben |  PCB 3 unit A top | 08 |
| L33512-380-4 | L33517-380-4 | Leiterplatte 4 Einheit B Schnittstelle |  PCB 4 unit B interface | 12 |
| L33512-380-5 | L33512-380-5 | Leiterplatte 5 Einheit B oben |  PCB 5 unit B top | 08 |
| L33512-380-6 | L33512-380-6 | Leiterplatte 6 Einheit C oben |  PCB 6 unit C top | 08 |
| L33510-385-1 | L33510-385-1 | Front-Lichtleiter komplett |  Front light conductor complete | 05 |
| L33512-811-1 | L33512-811-1 | Radkontakt Motordrehgestell |  Wheel contact motor bogie | 07 |
| L33512-811-2 | L33517-811-1 | Radkontakt Laufdrehgestell |  Wheel contact running bogie | 06 |
| L33512-876-1 | L33512-876-1 | Lautsprecher Halter |  Speaker holder | 03 |
| L33510-910-1 | L33515-910-1 | Treibradsatz |  Driving wheel set | 05 |
| L33510-910-2 | L33515-910-2 | Laufradsatz |  Running wheel set | 04 |
| L33512-940-1 | L33512-940-1 | Schrauben Set |  Screw set | 04 |
| L33512-980-1 | L33512-980-1 | Motor komplett |  Motor complete | 09 |
| L33512-990-1 | L33512-990-1 | Zahnrad / Bolzen Set |  Gear / bolt set | 05 |
| L33500-901-1 | L33500-901-1 | Kupplungs-Zubehör-Set |  Coupling accessory bag | 04 |
| L938002 | | Brückenstecker 21-polig |  Blanking plate 21-pin | |
| | L938991 | Mittelkontakt-Schleifer |  AC middle contact | |
| | L938998 | Halter Typ 1 |  Holder type 1 | |
| L939152 | L939152 | Stabfeder |  Bar spring | |
| L939380 | L939380 | Haftreifen |  Traction tyres | |
| L939600 | L939600 | Drehgestellhaltebolzen |  Border bolt for bogie | |
| L939870 | L939870 | Steckteile lang für Pufferbohle |  Buffer beam parts long | |
| L939882 | L939882 | Stangen Puffer Set |  Rod buffer set | |