

L133544 Gleichstrom DC

Elektrischer Triebwagen, ET 11 03, DB, Epoche III

L133554 Wechselstrom AC

Electric Railcar, ET 11 03, DB, Epoch III












L133544 >L33544<	L133554 >L33554<	Bezeichnung		Description
L33544-311-1	L33544-311-1	Dach 1 komplett		Roof 1 complete
L33544-311-2	L33544-311-2	Dach 2 komplett		Roof 2 complete
L33543-313-1	L33543-313-1	Aufsteckteile Dach		Put up part roof
L33544-315-1	L33544-315-1	Wagenkasten 1 komplett		Body shell 1 complete
L33544-315-2	L33544-315-2	Wagenkasten 2 komplett		Body shell 2 complete
L33543-316-1	L33543-316-1	Aufsteckteile Wagenkasten		Put up part body shell
L33543-320-1	L33543-320-1	Inneneinrichtung 1		Interior 1
L33543-320-2	L33543-320-2	Inneneinrichtung 2		Interior 2
L33540-894-1	L33540-894-1	Set Innenbeleuchtung		Interior light set
L33543-330-1	L33543-330-1	Set Fensterblende 1		Set window parts 1
L33543-330-2	L33543-330-2	Set Fensterblende 2		Set window parts 2
L33544-340-1	L33554-340-1	Fahrgestell 1 komplett		Chassis 1 complete
L33544-340-2	L33554-340-2	Fahrgestell 2 komplett		Chassis 2 complete


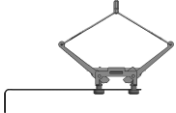







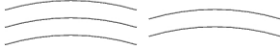


L133544 Gleichstrom DC

Elektrischer Triebwagen, ET 11 03, DB, Epoche III

L133554 Wechselstrom AC

Electric Railcar, ET 11 03, DB, Epoch III

L133544 >L33544<	L133554 >L33554<	
L33543-341-1	L33543-341-1	
Aufsteckteile Fahrgestell		Put up part chassis
		
L33540-335-1	L33540-335-1	
Set Lichtleiter		Light conductor set
		
L33540-350-1	L33550-350-1	
Motordrehgestell kpl.		Motor bogie complete
		
L33540-350-2	L33550-350-2	
Laufdrehgestell kurz		Bogie short
		
L33540-350-3	L33550-350-3	
Laufdrehgestell lang		Bogie long
		
L33540-801-1	L33550-801-1	
Leiterplatte kpl. 1		PCB complete 1
		
L33540-801-2	L33550-801-2	
Leiterplatte kpl. 2		PCB complete 2
		
L33540-901-1	L33540-901-1	
Kupplungseinheit kpl. 1		Coupler unit complete 1
		
L33540-901-2	L33540-901-2	
Kupplungseinheit kpl. 2		Coupler unit complete 2
		
L33540-903-1	L33540-903-1	
Kuppelstange für Doppeltraktion		Coupler rod for double traction
		
L33540-910-1	L33550-910-1	
Radsatz mit Ritzel		Wheelset with gear
		

L133544 >L33544<	L133554 >L33554<	
L33540-940-1	L33540-940-1	
Schrauben		Set Screw set
		
L33540-955-1	L33540-955-1	
Pantograph		Set Pantograph set
		
L33540-980-1	L33540-980-1	
Motor kpl.		Motor complete
		
L33540-990-1	L33540-990-1	
Zahnrad / Bolzen		Set Gear / bolt set
		
L38002	L38002	
Kontaktbrücke 21 polig		Socket bridge 21 pin
		
L38004	L38004	
Adapter 21/8 polig		Adapter 21/8 pin
		
	L38975	
Decoder 21 polig		Decoder 21 pin
		
	L38991	
Mittelkontaktschleifer		Middle contact
		
	L38998	
Halter Typ 1		Holder typ 1
		
L39151	L39151	
Stabfeder		Bar spring
		
L39300	L39330	
Laufradsatz		Wheel set point end axle
		
L39380	L39380	
Haftreifen		Rubber tired
		
L39600	L39600	
Bundbolzen (Drehgestell)		Border bolt (bogie)
