



Unit B/600

Unit D/400

Unit F/200









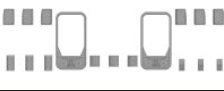




Unit A/100

L133934



Doppelstocktriebzug, Typ Dosto, BLS, 4-teilig, Epoche VI  
Double decker railcar, type Dosto, BLS, 4 units, Epoch VI

1

Unit A / 100 L133934 > L33934 <	Unit F / 200 L133934 > L33934 <	Unit D / 400 L133934 > L33934 <	Unit B / 600 L133934 > L33934 <	Bezeichnung	Description	Preis- gruppe
L33924-312-1	L33924-312-1	L33924-312-1	L33924-312-1	Set Dacheinsätze	 Set roof cover parts	04
L33924-313-1			L33924-313-1	Set Dachteile A + B	 Set roof parts A + B	05
	L33924-313-2	L33924-313-2		Set Dachteile F + D	 Set roof parts F + D	05
L33924-315-1				Wagenkasten A komplett	 Body shell A complete	14
	L33924-315-2			Wagenkasten F komplett	 Body shell F complete	13
		L33924-315-4		Wagenkasten D komplett	 Body shell D complete	13
			L33924-315-6	Wagenkasten B komplett	 Body shell B complete	14
L33924-316-1			L33924-316-1	Set Aufsteckteile Wg.-Kasten A / B	 Set put up parts body shell A / B	05
	L33924-316-2	L33924-316-2		Set Aufsteckteile Wg.-Kasten F / D	 Set put up parts body shell F / D	05
L33924-317-1			L33924-317-1	Frontteil A / B komplett	 Front part A / B complete	12
L33924-320-1			L33924-320-1	Inneneinrichtung A / B oben	 Interior top A / B	05
	L33924-320-2			Inneneinrichtung F oben	 Interior top F	05
		L33924-320-3		Inneneinrichtung D oben	 Interior top D	05



Unit B/600

Unit D/400

Unit F/200







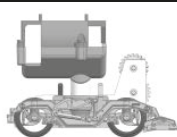



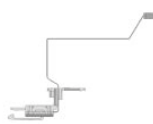


Unit A/100

L133934



Doppelstocktriebzug, Typ Dosto, BLS, 4-teilig, Epoche VI  
 Double decker railcar, type Dosto, BLS, 4 units, Epoch VI

2

Unit A / 100 L133934 > L33934 <	Unit F / 200 L133934 > L33934 <	Unit D / 400 L133934 > L33934 <	Unit B / 600 L133934 > L33934 <	Bezeichnung	Description	Preis- gruppe
L33924-321-1			L33924-321-1	Inneneinrichtung A / B unten		Interior down A / B 05
	L33924-321-2			Inneneinrichtung F unten		Interior down F 05
		L33924-321-3		Inneneinrichtung D unten		Interior down D 05
L33924-340-1			L33924-340-1	Fahrgestell A / B		Chassis A / B 05
	L33924-340-2			Fahrgestell F		Chassis F 05
		L33924-340-3		Fahrgestell D		Chassis D 05
L33930-350-1			L33930-350-1	Motor Drehgestell A / B		Motor bogie A / B 12
L33930-350-2			L33930-350-2	Laufdreigestell A / B		Running bogie A / B 10
	L33930-350-3	L33930-350-3		Laufdreigestell F / D		Running bogie F / D 08
L33920-360-1				Kupplung 1 komplett		Coupler head 1 complete 10
	L33920-360-2	L33920-360-2		Kupplung 2 komplett		Coupler head 2 complete 10
	L33920-360-3	L33920-360-3		Kupplung 3 komplett		Coupler head 3 complete 10
			L33920-360-4	Kupplung 4 komplett		Coupler head 4 complete 10



Unit B/600

Unit D/400

Unit F/200















Unit A/100

L133934



Doppelstocktriebzug, Typ Dosto, BLS, 4-teilig, Epoche VI  
 Double decker railcar, type Dosto, BLS, 4 units, Epoch VI

3

Unit A / 100 L133934 > L33934 <	Unit F / 200 L133934 > L33934 <	Unit D / 400 L133934 > L33934 <	Unit B / 600 L133934 > L33934 <	Bezeichnung	Description	Preis-gruppe
			L33920-380-1	Leiterplatte 03 / 04 oben	 PCB 03 / 04 top	12
			L33930-380-2	Leiterplatte 02 Schnittstelle	 PCB 02 with interface	12
	L33920-380-3	L33920-380-3		Leiterplatte 07 + 09 oben	 PCB 07 + 09 top	12
			L33930-380-4	Leiterplatte 12	 PCB 12 without interface	10
L33920-381-1			L33920-381-1	Leiterplatte 05 vorne	 PCB 05 motor bogie	11
L33920-381-2			L33920-381-2	Leiterplatte 06 unten	 PCB 06 down	11
	L33920-381-3	L33920-381-3		Leiterplatte 08 unten	 PCB 08 down	11
L33920-381-4			L33920-381-4	Leiterplatte 13 hinten	 PCB 13 running bogie	06
L33920-385-1			L33920-385-1	Lichtleiter oben	 Light contactor top	05
L33920-385-2			L33920-385-2	Lichtleiter unten	 Light contactor down	05
	L33920-385-3	L33920-385-3		Lichtleiter oben	 Light contactor top	07
	L33920-385-4	L33920-385-4		Lichtleiter unten	 Light contactor down	05
L33920-811-1			L33920-811-1	Radkontakt Motordrehgestell	 Wheel contact motor bogie	06
L33920-811-2			L33920-811-2	Radkontakt Laufdrehgestell	 Wheel contact running bogie	07



Unit B/600

Unit D/400

Unit F/200



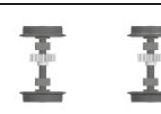
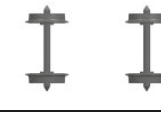










Unit A/100

L133934



Doppelstocktriebzug, Typ Dosto, BLS, 4-teilig, Epoche VI  
 Double decker railcar, type Dosto, BLS, 4 units, Epoch VI

4

Unit A / 100 L133934 > L33934 <	Unit F / 200 L133934 > L33934 <	Unit D / 400 L133934 > L33934 <	Unit B / 600 L133934 > L33934 <	Bezeichnung	Description	Preis-gruppe
L33920-813-1	L33920-813-1	L33920-813-1	L33920-813-1	Set Kontaktbügel	 Contact bow set	04
L33920-876-1			L33920-876-1	Lautsprecher Halter	 Speaker holder	03
L33930-910-1			L33930-910-1	Treibradsatz	 Driving wheel set	05
L33930-910-2			L33930-910-2	Laufwheelsatz	 Running wheel set	04
L33920-940-1			L33920-940-1	Schrauben Set	 Screw set	04
L33920-955-1			L33920-955-1	Pantograph Set SBB	 Panto complete type SBB	08
L33920-980-1			L33920-980-1	Motor komplett	 Motor complete	09
L33920-990-1			L33920-990-1	Zahnrad / Bolzen Set	 Gear / bolt set	05
L939380			L939380	Haftreifen 4 Stück	 Traction tyres 4 pieces	
L939150	L939150	L939150	L939150	Stabfeder 10 Stück	 Bar spring 10 pieces	
L939600	L939600	L939600	L939600	Drehgestellhaltebolzen 4 Stück	 Bogie holding bolt 4 pieces	
	L939330	L939330		Scheibenradsatz AC	 Wheel set AC	
L938991			L938991	Mittelkontakt-Schleifer	 AC middle contact	
L938998			L938998	Halter Typ 1	 Holder type 1	