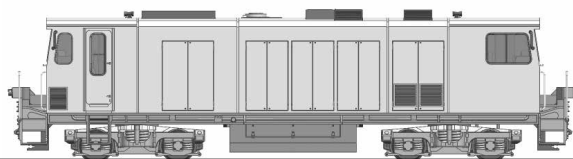




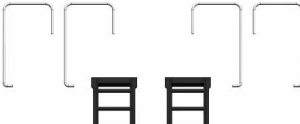

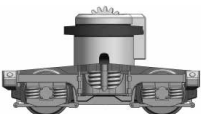
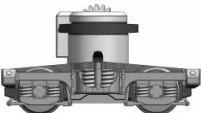
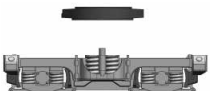





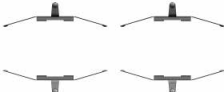












L142105 Diesellokomotive, Vs 81, SLB, Epoche V
 Diesel locomotive, Vs 81, SLB, Epoch V

1



L142105	Bezeichnung	Description
L42105-215-1	Lokgehäuse kompl. 	body shell complete
L42105-216-1	Aufsteckteile Gehäuse 	body shell put up parts
L42100-222-1	Führerstand-Teile 	driver cab parts
L42105-240-1	Fahrgestell kompl. 	chassis complete
L42105-241-1	Aufsteckteile Fahrgestell 	chassis put up parts
L42105-242-1	Pufferbohle kompl. 	buffer beam complete
L42105-250-1	Drehgestell A kompl. 	bogies A complete
L42105-250-2	Drehgestell B kompl. mit Haftreifen 	bogies B complete with rubber tires
L42105-252-1	Drehgestellrahmen und Haltering 	bogies frame and holder ring
L42100-280-1	Leiterplatte oben 	top PCB
L42100-281-1	Leiterplatte unten 	chassis PCB

L142105	Bezeichnung	Description
L42100-292-1	Motor kompl. 	motor complete
L42100-294-1	Kardaneinheit kompl. 	cardan unit complete
L42100-295-1	Set Zahnräder 	gear set
L42100-811-1	Radkontakte H0e 	wheel contact H0e
L42100-902-1	Set Kupplungsköpfe 	Set coupler heads
L42100-903-1	Set Kupplungsdeichsel und Feder 	Set coupler rod and spring
L42100-910-1	Radsätze kompl. H0e 	wheel sets complete H0e
L42100-940-1	Schraubensatz 	screw set
L938002	Kontaktbrücke 21-polig 	contact bridge 21-pin
L938975	Decoder 21-polig 	decoder 21-pin
L949100	Standard Kupplungskopf H0e 	standard coupler head H0e
L949112	Kuppelstange 15 	coupling rod 15
L949120	Mittelpuffer-Kupplungskopf H0e 	coupler head system Kadee
L969381	Haftreifen 	rubber tired