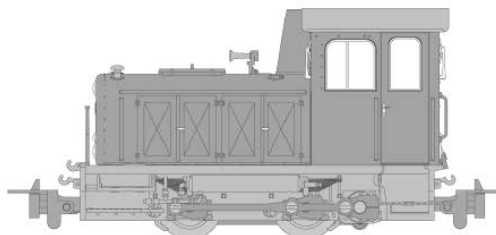











**L142123** Diesellokomotive, D 10,  
Zillertalbahnhof, Epoche III

Diesel locomotive, D 10,  
Zillertalbahnhof, Epoch III

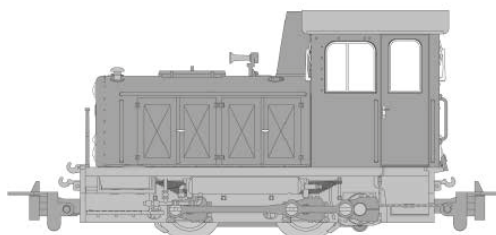


1












<b>L142123</b> > L42123 <	<b>Bezeichnung</b>	<b>Description</b>	<b>Preis- gruppe</b>
L42123-210-1	Lokgehäuse komplett 	Loco body shell complete	13
L42123-225-1	Umlaufblech 	Catwalk	06
L42120-232-1	Fenster-Set 	Window set	02
L42123-239-1	Set Gehäuse-Teile 	Set body shell parts	02
L42123-240-1	Fahrgestell ohne Motor komplett 	Chassis w/o motor	13
L42123-241-1	Set Fahrgestell-Teile 	Set chassis parts	06
L42123-241-2	Chassis-Abdeckung 	Chassis cover	03
L42120-245-1	Gestänge komplett 	Rod set complete	03
L42120-285-1	Lichtleiter-Set 	Light conductor set	03

**L142123** Diesellokomotive, D 10,  
Zillertalbahn, Epoche III

Diesel locomotive, D 10,  
Zillertalbahn, Epoch III



2

L142123 > L42123 <	Bezeichnung	Description	Preis- gruppe
L42120-801-1	Haupt-Leiterplatte 	Main PCB	05
L42120-801-2	LED-Leiterplatten-Set 	LED-PCB set	06
L42120-811-1	Radkontakt komplett 	Wheel contact complete	04
L42120-910-1	Radsatz komplett 	Wheel set complete	08
L42120-940-1	Schrauben-Set 	Screw set	02
L42120-980-1	Motor komplett 	Motor complete	09
L42120-990-1	Getriebeteile komplett 	Gear unit parts complete	02
L938005	Brückenstecker 6-polig NEM 651 	Jumper plug 6-pin NEM 651	
L949100	Bügelkupplung 2 Stück 	Loop & hook coupling 2 pieces	
L949120	Kadeekupplung 2 Stück 	Kadee coupling 2 pieces	
L949130	Kupplungsschacht 4 Stück 	Coupling shaft 4 pieces	