
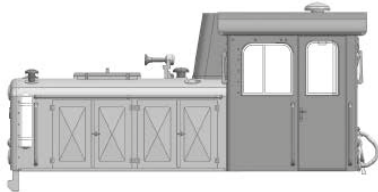










L142126 Diesellokomotive, V13,
Rhein-Sieg-Eisenbahn, Epoche III

Diesel locomotive, V13,
Rhein-Sieg-Eisenbahn, Epoch III




1












L142126 > L42126 <	Bezeichnung	Description	Preis- gruppe
L42126-210-1	Lokgehäuse komplett 	Loco body shell complete	13
L42125-225-1	Umlaufblech 	Catwalk	06
L42120-232-1	Fenster-Set 	Window set	02
L42125-239-1	Set Gehäuse-Teile 	Set body shell parts	02
L42125-240-1	Fahrgestell ohne Motor komplett 	Chassis w/o motor	13
L42125-241-1	Set Fahrgestell-Teile 	Set chassis parts	06
L42124-241-2	Chassis-Abdeckung 	Chassis cover	03
L42125-245-1	Gestänge komplett 	Rod set complete	03
L42120-285-1	Lichtleiter-Set 	Light conductor set	03

L142126 Diesellokomotive, V13,
Rhein-Sieg-Eisenbahn, Epoche III

Diesel locomotive, V13,
Rhein-Sieg-Eisenbahn, Epoch III



2

L142126 > L42126 <	Bezeichnung	Description	Preis- gruppe
L42125-801-1	Haupt-Leiterplatte 	Main PCB	05
L42120-801-2	LED-Leiterplatten-Set 	LED-PCB set	06
L42120-811-1	Radkontakt komplett 	Wheel contact complete	04
L42125-910-1	Radsatz komplett 	Wheel set complete	08
L42120-940-1	Schrauben-Set 	Screw set	02
L42120-980-1	Motor komplett 	Motor complete	09
L42120-990-1	Getriebeteile komplett 	Gear unit parts complete	02
L938005	Brückenstecker 6-polig NEM 651 	Jumper plug 6-pin NEM 651	
L949100	Bügelkupplung 2 Stück 	Loop & hook coupling 2 pieces	
L949120	Kadeekupplung 2 Stück 	Kadee coupling 2 pieces	
L949130	Kupplungsschacht 4 Stück 	Coupling shaft 4 pieces	