



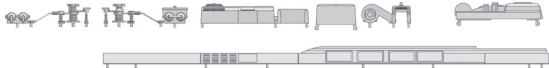






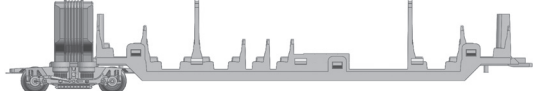


L163981 Elektrischer Regional-Triebwagen, 4-teilig, Typ FLIRT, EUROBAHN, Epoche V
Electric regional rail car, 4 units, Type FLIRT, EUROBAHN, Epoche V








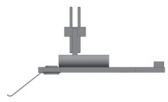



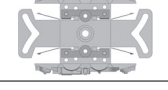







L163989 Elektrischer Regional-Triebwagen, 4-teilig, Typ FLIRT, EUROBAHN, RRX, Epoche V
Electric regional rail car, 4 units, Type FLIRT, EUROBAHN, RRX, Epoche V

1



L163981	L163989	Bezeichnung	Description
L63981-315-1	L63989-315-1	Wagenkasten A kompl.	 body shell A complete
L63981-315-2	L63989-315-2	Wagenkasten B kompl.	 body shell B complete
L63981-315-3	L63989-315-3	Wagenkasten C kompl.	 body shell C complete
L63981-315-4	L63989-315-4	Wagenkasten D kompl.	 body shell D complete
L63981-313-1	L63989-313-1	Set Dach-Aufsteckteile A+B	 Set Roof put up parts A+B
L63981-313-2	L63989-313-2	Set Dach-Aufsteckteile C+D	 Set Roof put up parts C+D
L63981-317-1	L63989-317-1	Kopf kompl.	 Head complete
L63970-317-5	L63970-317-5	Set Kopf-Aufsteckteile	 Set Head put up parts
L63981-340-1	L63981-340-1	Fahrgestell A kompl.	 Chassis A complete
L63981-340-2	L63981-340-2	Fahrgestell B kompl.	 Chassis B complete
L63981-340-3	L63981-340-3	Fahrgestell C kompl.	 Chassis C complete
L63981-340-4	L63981-340-4	Fahrgestell D kompl.	 Chassis D complete



L163981	L163989	Bezeichnung	Description
L63970-350-1	L63970-350-1	Drehgestell A+B kompl.	 Bogie A+B complete
L63970-350-2	L63970-350-2	Drehgestell mit Radkontakt kompl.	 Bogie with wheel contact complete
L63970-350-3	L63970-350-3	Drehgestell ohne Radkontakt kompl.	 Bogie without wheel contact complete
L63981-380-1	L63981-380-1	Leiterplatte A kompl.	 PCB A complete
L63981-380-2	L63981-380-2	Leiterplatte B kompl.	 PCB B complete
L63970-380-3	L63970-380-3	Leiterplatte C kompl.	 PCB C complete
L63970-380-4	L63970-380-4	Leiterplatte D kompl.	 PCB D complete
L63970-381-1	L63970-381-1	Leiterplatte unten A+B komplett	 PCB chassis A+B complete
L63970-381-2	L63970-381-2	Kontaktbrücke 6-polig	 Contact bridge 6-pin
L63970-398-1	L63970-398-1	Set Zugfeder	 Set draw spring
L63970-811-1	L63970-811-1	Radkontakt montiert A+B	 Wheel contact mounted A+B
L63970-811-2	L63970-811-2	Radkontakt montiert C+D	 Wheel contact mounted C+D
L63970-910-1	L63970-910-1	Treibradsatz	 Driving wheel set
L63970-910-2	L63970-910-2	Laufwheelsatz	 Running wheel set
L63970-940-1	L63970-940-1	Schrauben-Set	 Screw set
L63970-955-1	L63970-955-1	Pantograph Typ DB kompl.	 Pantograph Typ DB complete
L63970-980-1	L63970-980-1	Motor kompl.	 Motor complete
L938980	L938980	Decoder 6-polig (NEM 651)	 Decoder 6-pin (NEM 651)
L969380	L969380	Haftreifen	 Rubber tired